

**This is a provisional PDF only. Copyedited and fully formatted version will be made available soon.**

**Authors:** Suresh Kumar, Suresh Shanmugham, Fern Yee Tan, Ashley Haze Zhi Xuan Kong, Chen Xing Foong, Jia En Chan, Paul T. Antony, Frederick Charles Smales, Siew Mooi Ching, Harsha Vadakkechalil, Sajesh K. Veettil

**Article type:** Review

**Received:** 22 April 2025

**Accepted:** 24 June 2025

**Published online:** 17 August 2025

**eISSN:** 2544-1361

**Eur J Clin Exp Med**

**doi:** 10.15584/ejcem.2025.4.15

**This is a PDF file of an unedited manuscript that has been accepted for publication. As a service to our authors we are providing this early version of the manuscript. The manuscript will undergo copyediting and typesetting. Please note that during the production process errors may be discovered which could affect the content, and all legal disclaimers that apply to the journal pertain.**

# The comparative efficacy of FDA-approved drugs for management of alcohol use disorder – a network meta-analysis

Suresh Kumar <sup>1</sup>, Suresh Shanmugham <sup>1</sup>, Fern Yee Tan <sup>1</sup>, Ashley Haze Zhi Xuan Kong <sup>1</sup>, Chen Xing Foong <sup>1</sup>, Jia En Chan <sup>1</sup>, Paul T. Antony <sup>2</sup>, Frederick Charles Smales <sup>3</sup>, Siew Mooi Ching <sup>4</sup>, Harsha Vadakkechalil <sup>5</sup>, Sajesh K. Veettil <sup>1,6</sup>

<sup>1</sup> Department of Pharmacy Practice, School of Pharmacy, International Medical University, Kuala Lumpur, Malaysia

<sup>2</sup> Department of Clinical Immunology and Rheumatology, Amala Institute of Medical Sciences, Kerala, India

<sup>3</sup> School of Dentistry, IMU University, Kuala Lumpur, Malaysia

<sup>4</sup> Department of Family Medicine, Faculty of Medicine and Health Sciences, University Putra Malaysia, Malaysia

<sup>5</sup> District Mental Health Program, Ministry of Health, Kerala, India

<sup>6</sup> School of Medicine, Taylor's University, Subang Jaya, Selangor, Malaysia

**Corresponding author:** Sajesh K. Veettil, e-mail: [sajeshveettil@imu.edu.my](mailto:sajeshveettil@imu.edu.my)

## ORCID

SKV: <https://orcid.org/0000-0002-7009-7907>

## ABSTRACT

**Introduction and aim.** Alcohol use disorder (AUD) represents a significant and lasting public health challenge affecting millions of people around the world. Currently, the US FDA has approved naltrexone, disulfiram, and acamprosate for AUD; however, their comparative effectiveness remains uncertain. This study aimed to evaluate the comparative efficacy of FDA-approved medications for AUD.

**Material and methods.** A comprehensive search of PubMed, the Cochrane Library, and Embase was performed up to January 2025. Eligible studies were randomized controlled trials of at least 12 weeks in duration, enrolling adults with AUD and investigating one or more FDA-approved medications, individually or in combination. The Cochrane Risk of Bias 2 (ROB 2) tool was used to assess study quality. A frequentist random-effects network meta-analysis (NMA) was performed. The primary and secondary outcomes were the return to any level of drinking and the return to heavy drinking, respectively.

**Analysis of the literature.** Fifty-two trials were included. Compared to placebo, acamprosate (risk ratio, RR, 0.87 [95% CI, 0.82-0.92]), naltrexone (0.93 [0.88-0.99]) and a combination of acamprosate and

naltrexone (NAAC) (0.52 [0.35-0.76]) all statistically significantly reduced the risk of return to any type of drinking. Based on SUCRA rankings, NAAC (SUCRA = 0.99) was ranked first for efficacy. For the secondary outcome, only naltrexone (RR, 0.87 [0.80-0.95]) was found to be effective.

**Conclusion.** When combined with psychosocial interventions, naltrexone and acamprosate demonstrated superior efficacy compared to placebo. Furthermore, the combination of the two medications led to significantly better results.

**Keywords.** acamprosate, alcohol use disorder, disulfiram, meta-analysis, naltrexone, randomized controlled trial

### **The list of abbreviations:**

**AUD** alcohol use disorder, **ACAM** – acamprosate, **CI** confidence interval, **CINeMA** confidence in Network Meta Analysis, **DISL** disulfiram, **NAAC** – combination of acamprosate and naltrexone, **NALT** naltrexone, **NMA** – network meta-analysis, **PLBO** placebo, **RCTs** – randomized controlled trials RCTs, risk ratio, **SUCRA** – surface under the cumulative ranking curve

### **Introduction**

Alcohol use disorder (AUD) is a prevalent and debilitating common behavioral health condition characterized by impaired control over alcohol consumption, leading to frequent sessions of uncontrolled drinking.<sup>1</sup> It poses a significant global health challenge, affecting a large proportion of the population and contributing to more than 2 million deaths annually.<sup>2</sup> According to estimates, individuals with AUD have a mortality risk 3-4 times higher compared to those without AUD.<sup>3</sup> However, the risk is reduced by half in AUD patients who receive treatment and successfully reduce their consumption of alcohol, when compared to that of those who persist with heavy drinking.<sup>4</sup> The principal aim in treating AUD is to enable individuals to attain and maintain abstinence, or to significantly decrease alcohol use and the accompanying behavioral harms. AUD management has several components, including a combination of behavioral interventions and pharmacotherapy. The pharmacological regimens for AUD include FDA-approved and recommended (off-label) medications. Currently, the US FDA has authorized the use of disulfiram, naltrexone, and acamprosate for this condition. Although these medications have shown promising results in clinical trials, as demonstrated by several systematic reviews and meta-analyses,<sup>5-10</sup> their relative efficacy is not well established.

Although the conventional meta-analysis approach is valuable, it has limitations. It can only compare two interventions at a time and is restricted to those evaluated in direct head-to-head trials. In contrast, network meta-analysis (NMA) is an advanced statistical technique that simultaneously compares several interventions utilizing evidence which is both direct and indirect. This approach offers a more comprehensive understanding of the comparative efficacy of various interventions for AUD.<sup>11</sup> Recent

NMAs of clinical trials have assessed the comparative efficacy of various pharmacological interventions,<sup>12,13</sup> including treatments not yet recommended by any guidelines (ie, off-label drugs). Additionally, these NMAs included clinical trials with treatment durations shorter than 12 weeks, as many of the off-label interventions were tested over relatively brief time periods. Longitudinal research has suggested that studies with short durations of medications can produce erroneous conclusions about effectiveness due to the observed variability in alcohol consumption behavior patterns.<sup>5</sup> Consequently, the inclusion criteria for clinical trials in this analysis stipulate a minimum treatment period of at least twelve weeks thereby ensuring reliable findings, as was observed in a recent pairwise meta-analysis.<sup>5</sup>

## **Aim**

Therefore, to address this gap, the present study conducts a systematic review and NMA of randomized controlled trials (RCTs) to determine the comparative effectiveness of FDA-approved treatments for AUD, with a focus on trials with durations of not less than 12 weeks. This study provides updated and robust evidence to help clinicians in selecting the most effective FDA-approved pharmacological interventions for people with AUD.

## **Material and methods**

This review protocol was prospectively registered with (<https://osf.io/5zfsg>). The study adhered to the PRISMA guidelines, specifically the extension designed for systematic reviews that incorporate network meta-analyses.<sup>14</sup>

### ***Data source and search strategy***

We conducted an updated search from January 2022 to January 2025 in PubMed, the Cochrane Register of Controlled Trials (CENTRAL) and Embase to identify additional studies published since the last search date of a prior systematic review on this topic conducted by McPheeters et al.<sup>5</sup> Manual screening of reference lists from published systematic reviews was also performed. To ensure a comprehensive and systematic approach, search strategies were designed in accordance with the Population, Intervention, Comparator and Study Design (PICOS) framework, using a combination of indexing terms and free-text keywords.

### ***Study selection***

All RCTs with not less than 12 weeks of treatment duration that enrolled adults with AUD, regardless of comorbid conditions, and investigated an FDA approved drug (disulfiram, acamprosate, or naltrexone),<sup>15</sup> alone or in combination compared to control, no treatment, or another FDA-approved medication in outpatient clinics were included. The primary outcome was relapse, that is, the return to drinking, measured

by the number of people who had relapsed with respect to any drinking at the end of the study.<sup>16</sup> The secondary outcome was the return to heavy drinking.<sup>16</sup> Relapse or return to any drinking was defined as the intake of any quantity of alcohol during the follow-up period. The return to heavy drinking was defined as consuming 4 or more drinks per day for women and 5 or more drinks per day for men.

Details of the search strategy are available in Table S1. Two reviewers (F.T. and A.H.) independently screened the titles and abstracts to assess initial relevance. The full text articles were retrieved and reviewed to determine final eligibility. Any disagreements were addressed by discussion with a third reviewer (SV). We did not consider conference abstracts. Language restrictions were not applied during the study selection process.

### ***Data extraction***

Two reviewers (S.S. and F.T.) independently extracted data using a standardized extraction template. The number of participants initially randomly assigned to each study arm was recorded for all results. Data analysis was conducted regardless of the original authors' analytical approach.<sup>17</sup> Risk of bias was independently evaluated by two reviewers (C.J. and C.F.) using predefined criteria informed by established methodological guidance.<sup>18,19</sup> A third reviewer adjudicated any disagreements between the two reviewers. The risk of bias for each study was assessed and classified as low, medium, high, or unclear was assigned to each study.

### ***Data synthesis and statistical analysis***

For direct comparisons, conventional pairwise meta-analyses were conducted using a DerSimonian and Laird random-effects model to calculate pooled risk ratios (RRs) with 95% confidence intervals (CIs).<sup>20</sup> When more than one trial contributed to a comparison, heterogeneity was assessed using the  $I^2$  statistics. To integrate both direct and indirect evidence, a frequentist random-effects network meta-analysis (NMA) with a consistency model was employed.<sup>11</sup> The network was anchored on a shared comparator, typically placebo or control. The consistency of the network was examined through a global inconsistency test using the design-by-treatment interaction model<sup>21</sup> and a loop-specific method.<sup>22</sup> Summary effects of the NMA were reported along with predictive intervals to help interpret findings in the context of observed heterogeneity.<sup>11</sup> To rank treatments by their relative efficacy, the surface under the cumulative ranking curve (SUCRA) were calculated.<sup>23</sup> Higher SUCRA scores (which can range from 0 to 1) indicated that an intervention is more likely to be better than those with lower scores. Possible small-study effects were investigated using comparison adjusted funnel plots. For the primary outcome, subgroup analyzes were performed according to the duration of follow-up (at least 12 weeks and more than 12 weeks). To assess the robustness of our results, we performed a sensitivity analysis by excluding trials of high risk of bias for

the primary outcome. For statistical analysis, we used Stata version 16.0 (StataCorp, College Station, TX, USA).

### ***Strength of evidence***

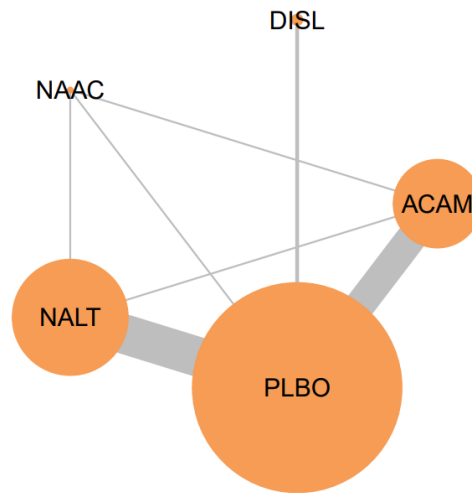
We evaluated the certainty of evidence from NMA using the online software Confidence in Network Meta-Analysis (CINeMA) (<https://cinema.ispm.unibe.ch/#rob> [accessed January 2025]). The certainty was categorized into four levels: high, moderate, low, and very low. For the primary outcome, classification was performed across six methodological domains: reporting bias, within-study bias, , incoherence, heterogeneity, indirectness, and imprecision.<sup>24,25</sup> Two independent reviewers (SK, JC) performed the assessment of certainty of evidence, and in cases where there were discrepancies unresolved through discussion, a further reviewer (S.V.) was involved to reach a final consensus.

### **Analysis of the literature**

The study search and selection process is illustrated in the PRISMA flow chart (Fig. S1). Our new search identified 169 citations following exclusion of duplicates. Following the selection of the title and abstract, 14 articles were retrieved for full text evaluation, but none met the eligibility criteria. The justifications for exclusion are reported in Table S2. Fifty-two studies<sup>26-77</sup> reporting primary or secondary outcomes were identified from previous reviews.<sup>5</sup> The characteristics of these studies are detailed in Table S3. Of the 52 studies, 4 were carried out in Asia, 2 in South America, 22 in North America, and 21 in Europe. Treatment durations varied between 12 and 52 weeks, while sample sizes ranged from 18 to 403 participants. The recruitment strategies employed in the studies involved a variety of approaches, including enrolling participants through treatment programs, using advertisements, receiving referrals, or employing a combination of these methods. Among the 52 studies, 40 (76.92%) included psychosocial cointerventions, whereas the remaining studies did not clearly report whether such cointerventions were used. Most studies (50 out of 52) used placebo as the comparator. Based on the risk of bias assessment (Table S3), 5 studies were rated as low risk, 38 as moderate and 7 as high. The risks of bias were unclear.

### ***Primary outcome: return to any drinking***

Thirty-seven RCTs (9474 patients) gave dichotomous data on the probability of returning to drinking. Five interventions have been included in the NMA (the network plot is shown in Fig. 1). The total number of comparisons of pairs with direct data was seven. Across the entire network, 7,160 events were recorded. The size of individual study results with 95% confidence intervals grouped by treatment comparison are given in Fig. S2.



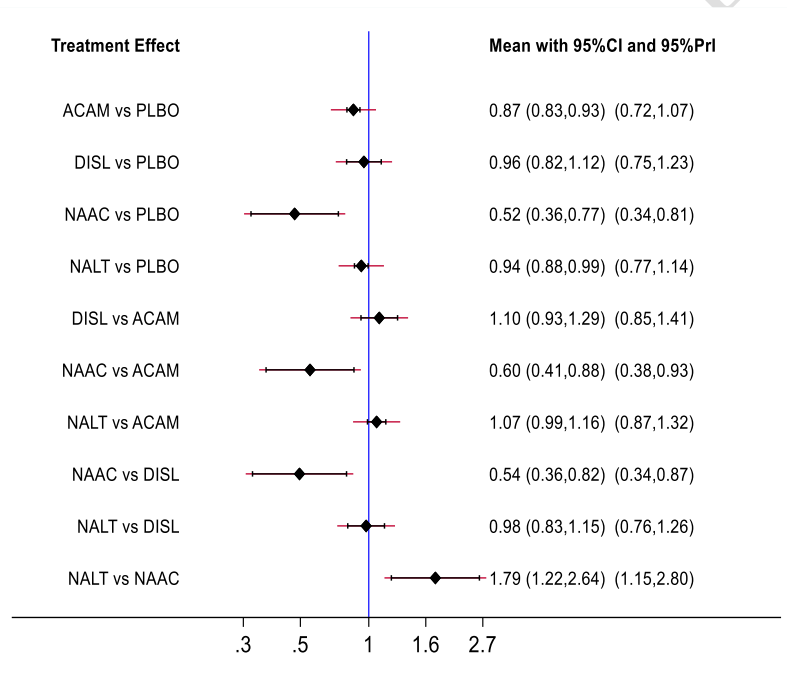
**Fig. 1.** Network plot for primary outcome (Notes: lines between nodes represent direct comparisons from head-to-head trials. The size reflects the number of studies for each intervention, while the thickness of the connecting lines corresponds to the number of trials that compare two strategies, ACAM acamprosate, DISL – disulfiram, NALT naltrexone, NAAC – combination of acamprosate and naltrexone, PLBO placebo)

NMA indicated that compared to placebo, acamprosate (RR, 0.87 [95% CI, 0.82 to 0.92]), naltrexone (RR, 0.93 [95% CI, 0.88 to 0.99]), and a combination of acamprosate and naltrexone (that is, NAAC) (RR, 0.52 [95% CI, 0.35 to 0.76]) were associated with a statistically significant reduction in the risk of relapse (return to any drinking) (Fig. 2). On the contrary, disulfiram did not differ significantly from placebo (RR, 0.95 [95% CI, 0.82 to 1.12]). Comparative analyses between different interventions (Fig. 2) revealed that NAAC statistically significantly reduced the risk of relapse compared to disulfiram (RR, 0.54 [95% CI, 0.36 to 0.82]), acamprosate (RR, 0.59 [95% CI, 0.41 to 0.88]) and naltrexone (RR, 0.56 [95% CI, 0.38 to 0.82]). Comparison between acamprosate and naltrexone did not show statistically significant differences (RR, 1.67 [95% CI, 1.14 to 2.24]). The results of network meta-analyses resembled those obtained using standard pairwise meta-analyses (Fig. 2 and Fig. S3). Among the statistically significant comparisons in NMA illustrated in Figure 2, the 95% prediction intervals excluded the null value only in three comparisons (NAAC vs. disulfiram, NAAC vs acamprosate, and NAAC vs naltrexone) (Fig. 3). According to SUCRA rankings, NAAC (SUCRA = 0.99) had the highest probability of being the most effective, followed by acamprosate (SUCRA=0.70), naltrexone (SUCRA = 0.41) and disulfiram (SUCRA=0.31) (Fig. S4).

<b>ACAM</b>	NA	NA	NA	0.88 (0.82, 0.93)
0.91 (0.78,1.07)	<b>DISL</b>	NA	NA	1.00 (0.93, 1.08)
1.67 (1.14,2.46)	1.84 (1.22,2.77)	<b>NAAC</b>	NA	NA

0.93 (0.86,1.01)	1.02 (0.87,1.20)	0.56 (0.38,0.82)	<b>NALT</b>	0.94 (0.90, 0.99)
0.87 (0.83,0.93)	0.96 (0.82,1.12)	0.52 (0.36,0.77)	0.94 (0.88,0.99)	<b>PLBO</b>

**Fig. 2.** Primary outcome: summary of findings from both pairwise and network meta-analysis (the top-right portion displays pairwise meta-analysis results, while the bottom left shows network meta-analysis results for the primary outcome, results are reported as risk ratios (RR) with 95% confidence intervals, for both pairwise and network analyses, an  $RR < 1$  suggests that treatment in the top-left position is more effective;  $RR > 1$  indicates the opposite, orange shaded results indicate statistical significance, ACAM acamprosate, DISL – disulfiram, NALT naltrexone, NAAC – combination of acamprosate and naltrexone, PLBO placebo)



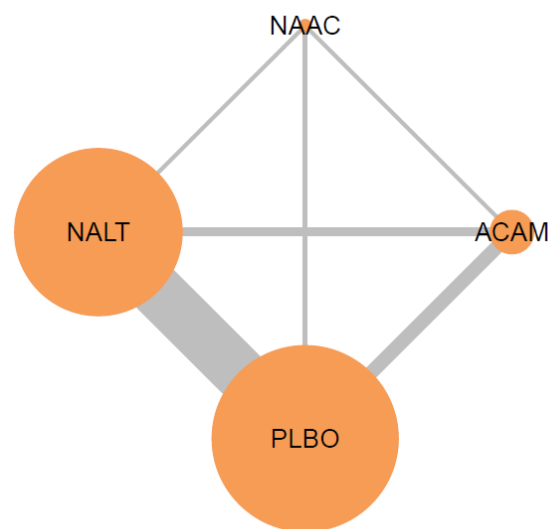
**Fig. 3.** Treatment effects among comparisons in NMA (reported as mean with 95% CI and 95% PrI, ACAM acamprosate, DISL – disulfiram, NALT naltrexone, NAAC – combination of acamprosate and naltrexone, PLBO placebo)

In a subgroup analysis that included trials with follow-up of more than 12 weeks, only acamprosate demonstrated statistically significant differences compared to control ( $RR, 0.86$  [95%CI, 0.80 to 0.92]) (Fig. S5). No trials comparing NAAC with placebo or any other interventions were included in this subgroup analysis. The subgroup analysis that included trials with a 12-week follow-up yielded findings similar to the primary analysis, except for the results regarding acamprosate. Due to the limited number of

trials that evaluated acamprosate, the finding regarding its comparison to placebo was no longer statistically significant (Fig. S6). The sensitivity analysis that excluded studies with high risk of bias yielded results consistent with the primary analysis (Fig. S7).

### ***Secondary outcome: return to heavy drinking***

Thirty RCTs (7012 patients) provided dichotomous data on the probability of returning to drinking. The network meta-analysis incorporated four treatment interventions, as illustrated in Fig. 4. Disulfiram was not tested in any of the trials included in the network. Six direct treatment comparisons available in the included trials, with a total of 3,992 events reported within the network.



**Fig. 4.** Network plot for secondary outcome (Notes: lines between nodes represent direct comparisons from head-to-head trials. The size reflects the number of studies for each intervention, while the thickness of the connecting lines corresponds to the number of trials comparing ACAM – acamprosate, DISL – disulfiram, NALT naltrexone, NAAC – combination of acamprosate and naltrexone, PLBO placebo)

NMA suggested that indicated that naltrexone was associated with a statistically significant reduction in the risk of relapse compared to placebo (i.e., return to heavy drinking) (RR, 0.87 [95%CI, 0.80 to 0.95]). No statistically significant differences were observed for acamprosate (RR, 0.95 [95%CI, 0.86 to 1.04]) and NAAC (RR, 0.87 [95%CI, 0.71 to 1.06]) compared to placebo (Fig. S8). The comparative evaluation of efficacy across the different interventions did not demonstrate statistically significant superiority of one intervention over the others (Fig. S8). The SUCRA plot showed that naltrexone (SUCRA=0.79) was ranked first for efficacy followed by NAAC (SUCRA = 0.76) and acamprosate (SUCRA=0.38) (Fig. S9). The results of network meta-analyses resembled those obtained using standard paired meta-analyses (Fig. S10).

### ***Network consistency and small study effects***

For all results, the global test for inconsistency based on the design-by-treatment interaction model did not detect any significant inconsistency in the network (primary result:  $p = 0.22$ ; secondary outcome:  $p = 0.75$ ). Similarly, the loop-specific approach revealed no notable signs of inconsistency between the comparisons (Fig. S11). However, comparison-adjusted funnel plots (Figs. S12 and S13) suggested the possible presence of small-study effects.

### ***Certainty of evidence***

Applying CINeMA to the NMA, the certainty of evidence for all comparisons was determined to be low. Both direct and indirect evidence were also classified as low quality due to wide confidence intervals in the imprecision section. Further details on the quality of evidence can be found in Table S4.

### **Discussion**

AUD is a significant public health problem, affecting millions of individuals and imposing a substantial economic burden on communities. The FDA has approved three medications for the treatment of AUD: naltrexone, acamprosate and disulfiram. Recent evidence from a systematic review and meta-analysis indicates that the FDA-approved medications acamprosate and naltrexone, but not disulfiram, are effective in decreasing the likelihood of returning to any alcohol consumption compared to placebo.<sup>5</sup> However, the previous systematic review is limited to a comparison of two interventions at a time, focusing on those evaluated in direct head-to-head trials. This study used an NMA of RCTs to comprehensively assess the comparative effectiveness of FDA-approved drugs for AUD. The findings of this review were based on trials with treatment durations of at least 12 weeks or more, as shorter follow-up periods may not adequately reflect long-term drinking patterns. The NMA results suggest that naltrexone, acamprosate, and their combination were all effective compared to placebo in reducing the likelihood of relapsing with alcohol consumption. In contrast, disulfiram did not show a statistically significant benefit in reducing the risk of relapse compared to placebo. These findings, when compared to placebo, are consistent with results from previous systematic reviews.<sup>5</sup> In addition, the results of NMA also suggest that combined use of acamprosate and naltrexone appeared to be the most effective intervention in reducing the risk of relapse compared to placebo and other individual FDA-approved medications for AUD.

The results of NMA suggest that acamprosate was ranked as the most effective medication compared to naltrexone in reducing the probability of relapsing to any alcohol consumption when examining the two individually. In contrast, naltrexone was the only FDA-approved intervention found to be effective in the likelihood of relapsing to reduce heavy drinking. This finding should be noted with caution, as the network had a relatively limited number of trials and sample sizes for the outcome of reducing heavy drinking for acamprosate compared to the data available for naltrexone. The available evidence suggests that

acamprosate and naltrexone have shown comparable efficacy in improving outcomes such as the percentage of drinking and heavy drinking days.<sup>5</sup>

Previous reviews have reported that although serious side effects did not differ significantly between groups, mild side effects such as dizziness were observed with naltrexone and gastrointestinal problems such as diarrhoea, nausea, and vomiting were reported with both naltrexone and acamprosate compared to placebo.<sup>9,10</sup> Oral naltrexone offers a simpler dosing regimen, requiring only a single daily dose, while acamprosate typically involves taking two tablets three times a day.<sup>78</sup> Acamprosate is not recommended for individuals with severe kidney dysfunction, while naltrexone is to be avoided by patients with liver failure, acute hepatitis, or those currently taking opioids. Therefore, selecting the most suitable medication should hinge on a comprehensive evaluation of the patient's clinical profile, encompassing their preference, compliance capabilities, co-existing medical conditions or contraindications, associated costs, and a thorough assessment of the potential risks and benefits.

Disulfiram has long been an FDA-approved treatment for AUD since the 1950s, underscoring its long-standing role in the management of this condition. However, the effectiveness in treating alcohol dependence has been a topic of considerable debate.<sup>79</sup> The efficacy of disulfiram is based on closely monitored administration and patient adherence, factors that can be difficult to sustain in practical clinical settings. Current evidence provides limited support for the effectiveness of disulfiram compared to naltrexone or acamprosate, which is consistent with the results of our NMA.

NMA evidence suggests that naltrexone in combination with acamprosate may offer potential advantages over the administration of either drug individually for the treatment of AUD, though the strength of this evidence is low because only a limited number of clinical trials were available for inclusion in the analysis. As an opioid receptor antagonist, the mechanism involves disrupting the cycle of enhanced activation of opiate receptors induced by alcohol consumption.<sup>80</sup> Alternatively, acamprosate is believed to work by regulating glutamatergic and GABAergic neurotransmitters systems; thus the aim is to restore the neurochemical balance disrupted by chronic alcohol exposure, which can aid in reducing alcohol relapse.<sup>81</sup> Studies have suggested that combining these two medications may offer synergistic effects by targeting these different aspects of alcohol dependence.<sup>82</sup> The existing evidence supports the tolerability of combining acamprosate and naltrexone in the management of AUD.<sup>83</sup> However, minor side effects, such as nausea, were observed to occur more frequently with the combined therapy compared to individual drug administration.<sup>84</sup> The long-term efficacy of combination therapy with naltrexone and acamprosate, with or without additional behavioral interventions, compared to monotherapy remains to be determined. Further research should be carried out to determine the optimal dosage and order of administration when using acamprosate and naltrexone together for AUD.

Treatment of AUD includes initial detoxification phase followed by rehabilitation. Relapse prevention is a key component of rehabilitation, during which these medications are used primarily alongside psychosocial

interventions or with individual or group counseling. Currently, in many settings, the use of antidepressants and anxiolytics after the detoxification phase is limited, with a greater emphasis on psychosocial interventions, counseling, and ongoing support. However, acamprosate and naltrexone may have potential to reduce alcohol intake among individuals experiencing co-occurring depressive disorders. Although these medications are not specifically intended for treating depressive disorders, it is unclear how combination therapy may affect preexisting depressive conditions in these patients. To maximize the effectiveness of treatment and minimize potential risks, several important factors should be considered when selecting patients for combination therapy with naltrexone and acamprosate in the treatment of AUD. These factors include the severity of AUD, history of relapse, history of alcohol consumption, co-occurring mental and other health conditions, the potential for drug interactions and costs. A thorough evaluation of these factors allows healthcare providers to determine the suitability of combination therapy with naltrexone and acamprosate combination therapy and tailor treatment plans to the individual needs of the patient.

The limitations of this study warrant careful consideration. Firstly, this NMA encompassed studies with participants who experienced both alcohol dependence and depression, as well as those without these comorbid conditions together. Consequently, the relevance of these findings to individuals with alcohol dependence only warrants further clarification. Second, selective reporting of outcomes across studies may introduce bias. Third, the interpretation of findings should account for variations in study designs, intervention doses and dosage forms, patient populations, and outcome measured across included trials. Due to limited data, no subgroup analyses could be performed exploring the influence of these factors on treatment outcomes. Fourth, the meta-analysis was limited in evaluating the comparative safety of the interventions due to insufficient safety data. Specifically, the small sample sizes and low number of adverse events across the included studies precluded robust NMA for safety outcomes. Future research should prioritize the collection and reporting of detailed safety data to facilitate more comprehensive risk-benefit assessments. Furthermore, the interpretation of the interactions between pharmacotherapy and psychotherapy, including cognitive interventions warrants consideration, as evidence suggests that psychotherapy reinforces the effects of medication. All study participants all received some type of concurrent psychosocial interventions as a component of the overall treatment approach. The skills learned in therapy to avoid or manage alcohol triggers may have helped reduce drinking and self-reported cravings in treatment groups. Further research should be conducted on how psychosocial interventions and pharmacotherapy interact.

## **Conclusion**

Our NMA offers a thorough synthesis of existing evidence, revealing the comparative efficacy of FDA-approved medications for AUD. In conjunction with psychosocial interventions, both naltrexone and acamprosate demonstrated increased efficacy compared to placebo. A combination of these two medications

resulted in significantly improved therapeutic outcomes. However, more research is necessary to determine the optimal dosing strategy that maximizes therapeutic efficacy while minimizing the risk of adverse effects when these agents are used in combination. Additionally, future research should emphasize long-term results and the identification of patient characteristics that predict treatment response.

## **Declarations**

### ***Funding***

This study did not receive any external financial support.

### ***Author contributions***

Conceptualization, S.V. and S.K.; Methodology, S.V. and S.K.; Software, S.V.; Validation, S.V., C.J. and S.K.; Formal Analysis, S.KV. and C.J.; Investigation, F.T., A.H., and C.F.; Data Curation, F.T., A.H., C.J., S.S. and C.F.; Writing – Original Draft Preparation, S.V. and S.K.; Writing – Review & Editing, F.S., S.S., P.A., and C.M.; Visualization, S.K.; Supervision, S.V. Project Administration, S.K..

### ***Conflicts of interest***

The authors have no competing interests to disclose.

### ***Data availability***

All data used in this study were obtained from existing randomized controlled trials and systematic reviews. Detailed sources are provided in the appendix. Additional data can be shared upon reasonable request.

### ***Ethics approval***

No ethical approval was required for this study, as it is a systematic review without direct involvement of human or animal subjects.

## **References**

1. Alcohol Use Disorder Guidelines. National Institute on Alcohol Abuse and Alcoholism. 2019. <https://www.niaaa.nih.gov/alcohol-health/overview-alcohol-consumption/moderate-binge-drinking>. Accessed May 2, 2025.
2. Degenhardt L, Charlson F, Ferrari A, et al. The global burden of disease attributable to alcohol and drug use in 195 countries and territories, 1990–2016: a systematic analysis for the Global Burden of Disease Study 2016. *Lancet Psychiatry*. 2018;5(12):987-1012. doi: 10.1016/S2215-0366(18)30337-7
3. Roerecke M, Rehm J. Alcohol use disorders and mortality: a systematic review and meta-analysis. *Addiction*. 2013;108(9):1562-1578. doi: 10.1111/add.12231

4. Roerecke M, Gual A, Rehm J. Reduction of alcohol consumption and subsequent mortality in alcohol use disorders: systematic review and meta-analyses. *J Clin Psychiatry*. 2013;74(12):e1181-1189. doi: 10.4088/JCP.13r08379
5. McPheeters M, O'Connor EA, Riley S, et al. Pharmacotherapy for Alcohol Use Disorder: A Systematic Review and Meta-Analysis. *JAMA*. 2023;330(17):1653-1665. doi: 10.1001/jama.2023.19761
6. Agabio R, Lopez-Pelayo H, Bruguera P, et al. Efficacy of medications for the treatment of alcohol use disorder (AUD): A systematic review and meta-analysis considering baseline AUD severity. *Pharmacol Res*. 2024;209:107454. doi: 10.1016/j.phrs.2024.107454
7. Maisel NC, Blodgett JC, Wilbourne PL, Humphreys K, Finney JW. Meta-analysis of naltrexone and acamprosate for treating alcohol use disorders: when are these medications most helpful? *Addiction*. 2013;108(2):275-293. doi: 10.1111/j.1360-0443.2012.04054.x
8. Kranzler HR, Van Kirk J. Efficacy of naltrexone and acamprosate for alcoholism treatment: a meta-analysis. *Alcohol Clin Exp Res*. 2001;25(9):1335-1341.
9. Donoghue K, Elzerbi C, Saunders R, Whittington C, Pilling S, Drummond C. The efficacy of acamprosate and naltrexone in the treatment of alcohol dependence, Europe versus the rest of the world: a meta-analysis. *Addiction*. 2015;110(6):920-930. doi: 10.1111/add.12875
10. Carmen B, Angeles M, Ana M, María AJ. Efficacy and safety of naltrexone and acamprosate in the treatment of alcohol dependence: a systematic review. *Addiction*. 2004;99(7):811-828. doi: 10.1111/j.1360-0443.2004.00763.x
11. Chaimani A, Higgins JPT, Mavridis D, Spyridonos P, Salanti G. Graphical Tools for Network Meta-Analysis in STATA. *PLOS ONE*. 2013;8(10):e76654. doi: 10.1371/journal.pone.0076654
12. Bahji A, Bach P, Danilewitz M, et al. Pharmacotherapies for Adults With Alcohol Use Disorders: A Systematic Review and Network Meta-analysis. *J Addict Med*. 2022;16(6):630-638. doi: 10.1097/ADM.0000000000000992
13. Palpacuer C, Duprez R, Huneau A, et al. Pharmacologically controlled drinking in the treatment of alcohol dependence or alcohol use disorders: a systematic review with direct and network meta-analyses on nalmefene, naltrexone, acamprosate, baclofen and topiramate. *Addiction*. 2018;113(2):220-237. doi: 10.1111/add.13974
14. Hutton B, Salanti G, Caldwell DM, et al. The PRISMA Extension Statement for Reporting of Systematic Reviews Incorporating Network Meta-analyses of Health Care Interventions: Checklist and Explanations. *Ann Intern Med*. 2015;162(11):777-784. doi: 10.7326/M14-2385
15. Yaseen W, Mong J, Zipursky J. Sobering Perspectives on the Treatment of Alcohol Use Disorder. *JAMA Netw Open*. 2024;7(3):e243340. doi: 10.1001/jamanetworkopen.2024.3340
16. Agabio R, Saulle R, Rösner S, Minozzi S. Baclofen for alcohol use disorder. *Cochrane Database Syst Rev*. 2023;1(1):CD012557. doi: 10.1002/14651858.CD012557.pub3

17. Higgins JPT, Thomas J, Chandler J, Cumpston M, Li T, Page MJ, Welch VA (Editors). Cochrane Handbook for Systematic Reviews of Interventions Version 6.5 (Updated August 2024). Cochrane, 2024. Available from [Www.Cochrane.Org/Handbook](http://www.cochrane.org/handbook). Accessed May 2, 2025.
18. Viswanathan M, Ansari MT, Berkman ND, et al. Assessing the Risk of Bias of Individual Studies in Systematic Reviews of Health Care Interventions. In: *Methods Guide for Effectiveness and Comparative Effectiveness Reviews*. AHRQ Methods for Effective Health Care. Agency for Healthcare Research and Quality (US); 2008. <http://www.ncbi.nlm.nih.gov/books/NBK91433/>. Accessed July 15, 2025.
19. Sterne JAC, Savović J, Page MJ, et al. RoB 2: a revised tool for assessing risk of bias in randomised trials. *BMJ*. 2019;366:l4898. doi: 10.1136/bmj.l4898
20. DerSimonian R, Laird N. Meta-analysis in clinical trials. *Control Clin Trials*. 1986;7(3):177-188. doi: 10.1016/0197-2456(86)90046-2
21. Dias S, Welton NJ, Caldwell DM, Ades AE. Checking consistency in mixed treatment comparison meta-analysis. *Stat Med*. 2010;29(7-8):932-944. doi: 10.1002/sim.3767
22. Veroniki AA, Vasiliadis HS, Higgins JPT, Salanti G. Evaluation of inconsistency in networks of interventions. *Int J Epidemiol*. 2013;42(1):332-345. doi: 10.1093/ije/dys222
23. Salanti G, Ades AE, Ioannidis JPA. Graphical methods and numerical summaries for presenting results from multiple-treatment meta-analysis: an overview and tutorial. *J Clin Epidemiol*. 2011;64(2):163-171. doi: 10.1016/j.jclinepi.2010.03.016
24. Nikolakopoulou A, Higgins JPT, Papakonstantinou T, et al. CINeMA: An approach for assessing confidence in the results of a network meta-analysis. *PLOS Medicine*. 2020;17(4):e1003082. doi: 10.1371/journal.pmed.1003082
25. Papakonstantinou T, Nikolakopoulou A, Higgins JPT, Egger M, Salanti G. CINeMA: Software for semiautomated assessment of the confidence in the results of network meta-analysis. *Campbell Syst Rev*. 2020;16(1):e1080. doi: 10.1002/cl2.1080
26. Anton RF, Moak DH, Latham P, et al. Naltrexone combined with either cognitive behavioral or motivational enhancement therapy for alcohol dependence. *J Clin Psychopharmacol*. 2005;25(4):349-357. doi: 10.1097/01.jcp.0000172071.81258.04
27. Mann K, Lemenager T, Hoffmann S, et al. Results of a double-blind, placebo-controlled pharmacotherapy trial in alcoholism conducted in Germany and comparison with the US COMBINE study. *Addict Biol*. 2013;18(6):937-946. doi: 10.1111/adb.12012
28. Wölwer W, Frommann N, Jänner M, et al. The effects of combined acamprosate and integrative behaviour therapy in the outpatient treatment of alcohol dependence: a randomized controlled trial. *Drug Alcohol Depend*. 2011;118(2-3):417-422. doi: 10.1016/j.drugalcdep.2011.05.001

29. Anton RF, O'Malley SS, Ciraulo DA, et al. Combined Pharmacotherapies and Behavioral Interventions for Alcohol DependenceThe COMBINE Study: A Randomized Controlled Trial. *JAMA*. 2006;295(17):2003-2017. doi: 10.1001/jama.295.17.2003
30. Morley KC, Teesson M, Reid SC, et al. Naltrexone versus acamprosate in the treatment of alcohol dependence: A multi-centre, randomized, double-blind, placebo-controlled trial. *Addiction*. 2006;101(10):1451-1462. doi: 10.1111/j.1360-0443.2006.01555.x
31. Kiefer F, Jahn H, Tarnaske T, et al. Comparing and combining naltrexone and acamprosate in relapse prevention of alcoholism: a double-blind, placebo-controlled study. *Arch Gen Psychiatry*. 2003;60(1):92-99. doi: 10.1001/archpsyc.60.1.92
32. Alkermes, Inc. Efficacy and Safety of VIVITROL® in Adults Completing Inpatient Treatment for Alcohol Dependence. clinicaltrials.gov; 2011. <https://clinicaltrials.gov/study/NCT00501631>. Accessed July 15, 2025.
33. Brown ES, Carmody TJ, Schmitz JM, et al. A randomized, double-blind, placebo-controlled pilot study of naltrexone in outpatients with bipolar disorder and alcohol dependence. *Alcohol Clin Exp Res*. 2009;33(11):1863-1869. doi: 10.1111/j.1530-0277.2009.01024.x
34. Huang MC, Chen CH, Yu JM, Chen CC. A double-blind, placebo-controlled study of naltrexone in the treatment of alcohol dependence in Taiwan. *Addict Biol*. 2005;10(3):289-292. doi: 10.1080/13556210500223504
35. Latt NC, Jurd S, Houseman J, Wutzke SE. Naltrexone in alcohol dependence: a randomised controlled trial of effectiveness in a standard clinical setting. *Med J Aust*. 2002;176(11):530-534. doi: 10.5694/j.1326-5377.2002.tb04550.x
36. Monti PM, Rohsenow DJ, Swift RM, et al. Naltrexone and Cue Exposure With Coping and Communication Skills Training for Alcoholics: Treatment Process and 1-Year Outcomes. *Alcohol Clin Exp Res*. 2001;25(11):1634-1647. doi: 10.1111/j.1530-0277.2001.tb02170.x
37. Garbutt JC, Kranzler HR, O'Malley SS, et al. Efficacy and Tolerability of Long-Acting Injectable Naltrexone for Alcohol DependenceA Randomized Controlled Trial. *JAMA*. 2005;293(13):1617-1625. doi: 10.1001/jama.293.13.1617
38. Kranzler HR, Wesson DR, Billot L, DrugAbuse Sciences Naltrexone Depot Study Group. Naltrexone depot for treatment of alcohol dependence: a multicenter, randomized, placebo-controlled clinical trial. *Alcohol Clin Exp Res*. 2004;28(7):1051-1059. doi: 10.1097/01.alc.0000130804.08397.29
39. Pettinati HM, Oslin DW, Kampman KM, et al. A double-blind, placebo-controlled trial combining sertraline and naltrexone for treating co-occurring depression and alcohol dependence. *Am J Psychiatry*. 2010;167(6):668-675. doi: 10.1176/appi.ajp.2009.08060852

40. Oslin DW, Lynch KG, Pettinati HM, et al. A placebo-controlled randomized clinical trial of naltrexone in the context of different levels of psychosocial intervention. *Alcohol Clin Exp Res*. 2008;32(7):1299-1308. doi: 10.1111/j.1530-0277.2008.00698.x
41. Baltieri DA, Daró FR, Ribeiro PL, de Andrade AG. Comparing topiramate with naltrexone in the treatment of alcohol dependence. *Addiction*. 2008;103(12):2035-2044. doi: 10.1111/j.1360-0443.2008.02355.x
42. O'Malley SS, Robin RW, Levenson AL, et al. Naltrexone alone and with sertraline for the treatment of alcohol dependence in Alaska natives and non-natives residing in rural settings: a randomized controlled trial. *Alcohol Clin Exp Res*. 2008;32(7):1271-1283. doi: 10.1111/j.1530-0277.2008.00682.x
43. O'Malley SS, Sinha R, Grilo CM, et al. Naltrexone and cognitive behavioral coping skills therapy for the treatment of alcohol drinking and eating disorder features in alcohol-dependent women: a randomized controlled trial. *Alcohol Clin Exp Res*. 2007;31(4):625-634. doi: 10.1111/j.1530-0277.2007.00347.x
44. Killeen TK, Brady KT, Gold PB, et al. Effectiveness of Naltrexone in a Community Treatment Program. *Alcohol Clin Exp Res*. 2004;28(11):1710-1717. doi: 10.1097/01.ALC.0000145688.30448.2C
45. Balldin J, Berglund M, Borg S, et al. A 6-month controlled naltrexone study: combined effect with cognitive behavioral therapy in outpatient treatment of alcohol dependence. *Alcohol Clin Exp Res*. 2003;27(7):1142-1149. doi: 10.1097/01.ALC.0000075548.83053.A9
46. Guardia J, Caso C, Arias F, et al. A double-blind, placebo-controlled study of naltrexone in the treatment of alcohol-dependence disorder: results from a multicenter clinical trial. *Alcohol Clin Exp Res*. 2002;26(9):1381-1387. doi: 10.1097/01.ALC.0000030561.15921.A9
47. Ahmadi J, Ahmadi N. A double-blind, placebo-controlled study of naltrexone in the treatment of alcohol dependence. *German Journal of Psychiatry*. 2002;5.
48. Gastpar M, Bonnet U, Böning J, et al. Lack of efficacy of naltrexone in the prevention of alcohol relapse: results from a German multicenter study. *J Clin Psychopharmacol*. 2002;22(6):592-598. doi: 10.1097/00004714-200212000-00009
49. Morris PL, Hopwood M, Whelan G, Gardiner J, Drummond E. Naltrexone for alcohol dependence: a randomized controlled trial. *Addiction*. 2001;96(11):1565-1573. doi: 10.1046/j.1360-0443.2001.961115654.x
50. Krystal JH, Cramer JA, Krol WF, Kirk GF, Rosenheck RA, Veterans Affairs Naltrexone Cooperative Study 425 Group. Naltrexone in the treatment of alcohol dependence. *N Engl J Med*. 2001;345(24):1734-1739. doi: 10.1056/NEJMoa011127
51. Lee A, Tan S, Lim D, et al. Naltrexone in the treatment of male alcoholics-an effectiveness study in Singapore. *Drug and Alcohol Review*. 2001;20(2):193-199. doi: 10.1080/09595230124192

52. Anton RF, Moak DH, Waid LR, Latham PK, Malcolm RJ, Dias JK. Naltrexone and cognitive behavioral therapy for the treatment of outpatient alcoholics: results of a placebo-controlled trial. *Am J Psychiatry*. 1999;156(11):1758-1764. doi: 10.1176/ajp.156.11.1758
53. Oslin D, Liberto JG, O'Brien J, Krois S, Norbeck J. Naltrexone as an adjunctive treatment for older patients with alcohol dependence. *Am J Geriatr Psychiatry*. 1997;5(4):324-332. doi: 10.1097/00019442-199700540-00007
54. Volpicelli JR, Rhines KC, Rhines JS, Volpicelli LA, Alterman AI, O'Brien CP. Naltrexone and alcohol dependence. Role of subject compliance. *Arch Gen Psychiatry*. 1997;54(8):737-742. doi: 10.1001/archpsyc.1997.01830200071010
55. Volpicelli JR, Clay KL, Watson NT, O'Brien CP. Naltrexone in the treatment of alcoholism: predicting response to naltrexone. *J Clin Psychiatry*. 1995;56(7):39-44.
56. O'Malley SS, Jaffe AJ, Chang G, Schottenfeld RS, Meyer RE, Rounsaville B. Naltrexone and coping skills therapy for alcohol dependence. A controlled study. *Arch Gen Psychiatry*. 1992;49(11):881-887. doi: 10.1001/archpsyc.1992.01820110045007
57. Petrakis IL, Poling J, Levinson C, et al. Naltrexone and disulfiram in patients with alcohol dependence and comorbid psychiatric disorders. *Biol Psychiatry*. 2005;57(10):1128-1137. doi: 10.1016/j.biopsych.2005.02.016
58. Fuller RK, Roth HP. Disulfiram for the treatment of alcoholism. An evaluation in 128 men. *Ann Intern Med*. 1979;90(6):901-904. doi: 10.7326/0003-4819-90-6-901
59. Fuller RK, Branchey L, Brightwell DR, et al. Disulfiram treatment of alcoholism. A Veterans Administration cooperative study. *JAMA*. 1986;256(11):1449-1455.
60. Higuchi S, Japanese Acamprosate Study Group. Efficacy of acamprosate for the treatment of alcohol dependence long after recovery from withdrawal syndrome: a randomized, double-blind, placebo-controlled study conducted in Japan (Sunrise Study). *J Clin Psychiatry*. 2015;76(2):181-188. doi: 10.4088/JCP.13m08940
61. Berger L, Fisher M, Brondino M, et al. Efficacy of acamprosate for alcohol dependence in a family medicine setting in the United States: a randomized, double-blind, placebo-controlled study. *Alcohol Clin Exp Res*. 2013;37(4):668-674. doi: 10.1111/acer.12010
62. Mason BJ, Goodman AM, Chabac S, Leher P. Effect of oral acamprosate on abstinence in patients with alcohol dependence in a double-blind, placebo-controlled trial: the role of patient motivation. *J Psychiatr Res*. 2006;40(5):383-393. doi: 10.1016/j.jpsychires.2006.02.002
63. Baltieri DA, De Andrade AG. Acamprosate in alcohol dependence: a randomized controlled efficacy study in a standard clinical setting. *J Stud Alcohol*. 2004;65(1):136-139. doi: 10.15288/jsa.2004.65.136

64. Gual A, Leher P. Acamprosate During And After Acute Alcohol Withdrawal: A Double-Blind Placebo-Controlled Study In Spain. *Alcohol Alcohol*. 2001;36(5):413-418. doi: 10.1093/alcalc/36.5.413
65. Chick J, Howlett H, Morgan MY, Ritson B. United Kingdom Multicentre Acamprosate Study (UKMAS): a 6-month prospective study of acamprosate versus placebo in preventing relapse after withdrawal from alcohol. *Alcohol Alcohol*. 2000;35(2):176-187. doi: 10.1093/alcalc/35.2.176
66. Chick J, Anton R, Chęcinski K, et al. A multicentre, randomized, double-blind, placebo-controlled trial of naltrexone in the treatment of alcohol dependence or abuse. *Alcohol Alcohol*. 2000;35(6):587-593. doi: 10.1093/alcalc/35.6.587
67. Tempesta E, Janiri L, Bignamini A, Chabac S, Potgieter A. Acamprosate and relapse prevention in the treatment of alcohol dependence: a placebo-controlled study. *Alcohol Alcohol*. 2000;35(2):202-209. doi: 10.1093/alcalc/35.2.202
68. Besson J, Aebly F, Kasas A, Leher P, Potgieter A. Combined efficacy of acamprosate and disulfiram in the treatment of alcoholism: a controlled study. *Alcohol Clin Exp Res*. 1998;22(3):573-579. doi: 10.1111/j.1530-0277.1998.tb04295.x
69. Geerlings PJ, Ansoms C, van den Brink W. Acamprosate and Prevention of Relapse in Alcoholics: Results of a Randomized, Placebo-Controlled, Double-Blind Study in Out-Patient Alcoholics in the Netherlands, Belgium and Luxembourg. *European Addiction Research*. 2009;3(3):129-137. doi: 10.1159/000259166
70. Pelc I, Verbanck P, Le Bon O, Gavrilovic M, Lion K, Leher P. Efficacy and safety of acamprosate in the treatment of detoxified alcohol-dependent patients. A 90-day placebo-controlled dose-finding study. *Br J Psychiatry*. 1997;171:73-77. doi: 10.1192/bjp.171.1.73
71. Poldrugo F. Acamprosate treatment in a long-term community-based alcohol rehabilitation programme. *Addiction*. 1997;92(11):1537-1546. doi: 10.1111/j.1360-0443.1997.tb02873.x
72. Sass H, Soyka M, Mann K, Zieglgänsberger W. Relapse prevention by acamprosate. Results from a placebo-controlled study on alcohol dependence. *Arch Gen Psychiatry*. 1996;53(8):673-680. doi: 10.1001/archpsyc.1996.01830080023006
73. Whitworth AB, Fischer F, Lesch OM, et al. Comparison of acamprosate and placebo in long-term treatment of alcohol dependence. *Lancet*. 1996;347(9013):1438-1442. doi: 10.1016/s0140-6736(96)91682-7
74. Paille FM, Guelfi JD, Perkins AC, Royer RJ, Steru L, Parot P. Double-blind randomized multicentre trial of acamprosate in maintaining abstinence from alcohol. *Alcohol Alcohol*. 1995;30(2):239-247.
75. Pelc I, Le Bon O, Verbanck P, Leher Ph, Opsomer L. Calcium-Acetylhomotaurinate for Maintaining Abstinence in Weaned Alcoholic Patients: A Placebo-Controlled Double-Blind Multicenter Study. In: Naranjo CA, Sellers EM, eds. *Novel Pharmacological Interventions for Alcoholism*. Springer; 1992:348-352. doi: 10.1007/978-1-4612-2878-3\_44

76. Lhuintre JP, Moore N, Tran G, et al. Acamprosate appears to decrease alcohol intake in weaned alcoholics. *Alcohol Alcohol*. 1990;25(6):613-622. doi: 10.1093/oxfordjournals.alcalc.a045057
77. Lhuintre JP, Daoust M, Moore ND, et al. Ability of calcium bis acetyl homotaurine, a GABA agonist, to prevent relapse in weaned alcoholics. *Lancet*. 1985;1(8436):1014-1016. doi: 10.1016/s0140-6736(85)91615-0
78. Mar Y, Whitley SD, Weigand TJ, Stancliff SL, Gonzalez CJ, Hoffmann CJ. Treatment of Alcohol Use Disorder. Johns Hopkins University; 2023. <http://www.ncbi.nlm.nih.gov/books/NBK561234/>. Accessed July 15, 2025.
79. Yoshimura A, Kimura M, Nakayama H, et al. Efficacy of disulfiram for the treatment of alcohol dependence assessed with a multicenter randomized controlled trial. *Alcohol Clin Exp Res*. 2014;38(2):572-578. doi: 10.1111/acer.12278
80. Ray LA, Chin PF, Miotto K. Naltrexone for the treatment of alcoholism: clinical findings, mechanisms of action, and pharmacogenetics. *CNS Neurol Disord Drug Targets*. 2010;9(1):13-22. doi: 10.2174/187152710790966704
81. Kalk NJ, Lingford-Hughes AR. The clinical pharmacology of acamprosate. *Br J Clin Pharmacol*. 2014;77(2):315-323. doi: 10.1111/bcp.12070
82. Mason BJ. Rationale for combining acamprosate and naltrexone for treating alcohol dependence. *J Stud Alcohol Suppl*. 2005;(15):148-156. doi: 10.15288/jsas.2005.s15.148
83. Kiefer F, Wiedemann K. Combined Therapy: What Does Acamprosate And Naltrexone Combination Tell Us? *Alcohol Alcohol*. 2004;39(6):542-547. doi: 10.1093/alcalc/agh093
84. Ndegwa S. Naltrexone in Combination with Acamprosate for the Treatment of Alcohol Dependence a Review of the Clinical and Cost-Effectiveness. [desLibris e-book]. Canadian Agency for Drugs and Technologies in Health; 2009.